

Spanish Illness Card Game

Preparation

Fold along the dotted lines and glue or laminate each card to make them double-sided.


Instructions

Spread the cards out picture side up. Begin by turning over the 'go' card (¡Vamos!) and reading the word on the other side. Find the picture that matches your word and turn it over to read the word on the back of that one. Continue turning over the matching pictures until you find the 'Fin' sign. If you discover the 'Fin' sign before you have turned over all of the pictures, you must start again.



Me duele la
cabeza

twinkl.com



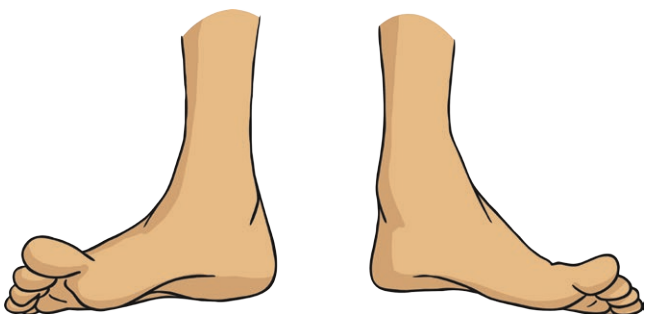
Me duelen las
orejas

twinkl.com



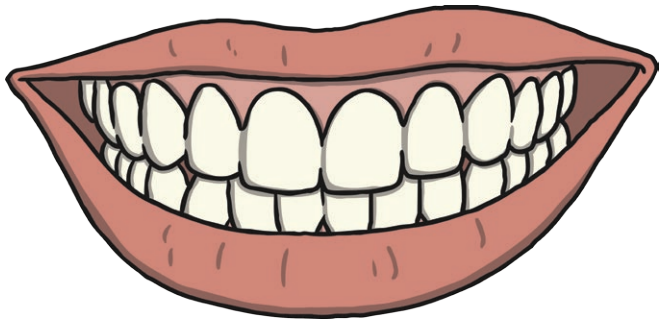
Me duelen los
pies

twinkl.com




Me duelen los
dientes

twinkl.com



Me duele el
brazo

twinkl.com



Me duele la
rodilla

twinkl.com



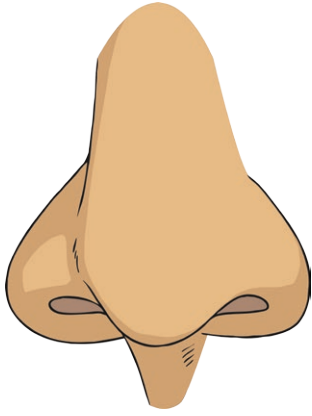
Me duelen los
ojos

twinkl.com



Me duele la
nariz

twinkl.com



Estoy
mareado/
mareada

twinkl.com



twinkl.com