

Curriculum plan: art and design

"Art is not what you see, but what you make others see"

Edgar Degas


Our intent:

Young people need to show inquisitiveness in order to understand and appreciate how Art contributes to the culture, creativity and the wealth of our nation.




Studying art and design at Woodhouse Academy allows students to explore an array of media sources and techniques that will challenge, inspire and excite them. We aim to provide students with an in-depth appreciation of key concepts, including design creativity, textiles, construction, clay, printing, collage and many other experiences. We provide opportunities for students to develop a critical understanding of a range of art movements and connected artists. Students can then begin to express their own opinions in order to inform and develop their own creativity.

Enrichment in art and design





The Woodhouse Academy art experience is complimented by cross-curricular links with English, design technology and music. Our enrichment programme is designed to bring art and design alive and we have enjoyed visits from a ceramics artist and designer, participated in the clay school and visited the Spode gallery.



y5 Curriculum plan: Art and design





	Autumn 1	Autumn 2	Spring 1	Spring 2	Summer 1	Summer 2
Year 5	Colour Theory		Mixed media piece inspired by artists work		Clarice Cliff	
	<u>Key elements:</u> <ul style="list-style-type: none">• The colour theory• Compositional skills• Exploration of different media• Investigate and explore artists with strong colour influences - Sonia Delaunay		<u>Key elements:</u> <ul style="list-style-type: none">• Exploration of artist Sonia Delaunay and also Hundertwasser- fact finding• Investigation and exploration into a range of materials and techniques - oil/ collage/ paint• Compositional skills using new materials• Work inspired by selected artist		<u>Key elements:</u> <ul style="list-style-type: none">• Investigate and explore the work of Clarice Cliff• Design and create work inspired by the artist• Exploration and development of skills when working with clay	
						
For a more detailed breakdown of our art and design curriculum, please see our curriculum overviews.						

y6 Curriculum plan: Art and design

	Autumn 1	Autumn 2	Spring 1	Spring 2	Summer 1	Summer 2	
Year 6	Visual elements and observational studies <u>Key elements:</u> <ul style="list-style-type: none"> • Form • Tonal values and realism • Texture and mark making using different media • Observational studies • Perspective 		Upscaling. Exploring media. <u>Key elements:</u> <ul style="list-style-type: none"> • Using view finders • Sgraffito • Development of painting skills • Compositional skills using new materials • Use of mixed media • Studying works form Sarah Graham  		Printing and construction skills <u>Key elements:</u> <ul style="list-style-type: none"> • Basic printing techniques • Exploration of pattern, repeating and rotational pattern • Developing understanding and execution of clay techniques • Developing control of a variety of clay tools 		





For a more detailed breakdown of our art and design curriculum, please see our curriculum overview

Y7 Curriculum plan: Art and design

	Autumn 1	Autumn 2	Spring 1	Spring 2	Summer 1	Summer 2
Year 7	Visual elements and observational studies		Repeated patterns and printing		Clay and textiles	
	<u>Key elements:</u> <ul style="list-style-type: none">• Observational studies in a range of media• Tonal values and realism• Texture and mark making• Collage• Pattern design and colour theory• Investigation into artists Arcimboldo and O'Keefe		<u>Key elements:</u> <ul style="list-style-type: none">• Use of view finders and photography• CAD and Manipulation of images• Exploration of the work of artist Morris• Repeated patterns - rotation• Printing and differing printing processes and techniques		<u>Key elements:</u> <ul style="list-style-type: none">• Development of clay skills and use of clay tools• Machine stitching and hand stitching• Applique	
						

For a more detailed breakdown of our art and design curriculum, please see our curriculum overviews.

Y8 Curriculum plan: Art and design

	Autumn 1	Autumn 2	Spring 1	Spring 2	Summer 1	Summer 2
Year 8	Art history appreciation		3D construction			Cells
	<u>Key elements:</u> <ul style="list-style-type: none">• Pop art• Expressionism• Surrealism• Cubism• Comparing and contrasting artists		<u>Key elements:</u> <ul style="list-style-type: none">• Development of sketching through observational studies• Exploration of design elements• Construction skill and manipulation of media			<u>Key elements:</u> <ul style="list-style-type: none">• Exploring the artist Natalie Spencer• Surface pattern work• Variety of media explored including inks• Development of textile skills hand stitch, machine and applique
						

For a more detailed breakdown of our art and design curriculum, please see our curriculum overviews.